

NVivo Feature Comparison

Explore the features and functionality of NVivo - Mac and NVivo - Windows.

| Data Sources | NVivo 14 Mac | NVivo 14 Windows | NVivo - Mac | NVivo - Windows | NVivo 12 Mac | NVivo 12 Windows |
|--|---|------------------|---|-----------------|---|------------------|
| <p>TEXT DOCUMENTS</p> <p>Import text documents in TXT, RTF, DOC, DOCX and PDF formats; supports editable text.</p> | ✓ | ✓ | | ✓ | ✓ | |
| <p>IMAGES</p> <p>Collect and import images such as photos and scanned documents in BMP, GIF, JPG, TIF and PNG formats; Use the picture log to make notes and</p> | ✓ | ✓ | ✓ | ✓ | ✓ | ✓ |
| <p>AUDIO & VIDEO</p> <p>Collect and import audio and video recordings in MP3, WMA, WAV, M4A, MPG, MPE, WMV, AVI, MOV, QT, MP4, 3GP, MTS and M2TS formats; work with editable synchronized transcripts and view waveform</p> | MP3, WAV, M4A, MP4, AVI, MOV; editable synchronized transcripts; waveform visualization | ✓ | MP3, WAV, M4A, MP4, AVI, MOV; editable synchronized transcripts; waveform visualization | ✓ | MP3, WAV, M4A, MP4, AVI, MOV; editable synchronized transcripts; waveform visualization | ✓ |

| | | | |
|---|--|--|--|
| <p>DATASETS</p> <p>Collect data in spreadsheets and surveys and import in TXT, XLS, XLSX and CSV formats; display data in form or table views.</p> | <p>XLS, XLSX; display as table view</p> <p>✓</p> | <p>XLS, XLSX; display as table view</p> <p>✓</p> | <p>XLS, XLSX; display as table view</p> <p>✓</p> |
| <p>WEBPAGES</p> <p>Use NCapture to capture web pages as they appear within a browser and import as a PDF.</p> | <p>✓</p> | <p>✓</p> | <p>✓</p> |
| <p>SOCIAL MEDIA</p> <p>Import comments from Twitter, Facebook and YouTube. Import videos from YouTube to view and explore.</p> | <p>Twitter, Facebook</p> <p>✓</p> | <p>Twitter, Facebook</p> <p>✓</p> | <p>Twitter, Facebook</p> <p>✓</p> |
| <p>EMAILS</p> <p>Import emails from Microsoft Outlook and automatically create cases and relationships between recipients and senders.</p> | <p>✓</p> | <p>✓</p> | <p>✓</p> |
| <p>NVIVO - INTEGRATION</p> <p>Use NVivo - Integration to directly sent files to NVivo from Word, Excel and Outlook.</p> | <p>Word, Excel</p> <p>✓</p> | <p>Word, Excel</p> <p>✓</p> | <p>Word, Excel</p> <p>✓</p> |

| Data Interoperability | NVivo 14 Mac | NVivo 14 Windows | NVivo - Mac | NVivo - Windows | NVivo 12 Mac | NVivo 12 Windows |
|---|--------------|------------------|--|-----------------|--|------------------|
| <p>REFI-QDA PROJECT EXCHANGE</p> <p>Exchange project data between NVivo and other qualitative data analysis software.</p> | ✓ | ✓ | ✓ | ✓ | ✓ | ✓ |
| <p>QUALITATIVE ANALYSIS SOFTWARE</p> <p>Convert and work with projects created in software by QSR, Atlas.ti, MaxQDA and Framework.</p> | | | Use NVivo for Windows to convert projects to NVivo for Mac format. | ✓ | Use NVivo for Windows to convert projects to NVivo for Mac format. | ✓ |
| <p>REFERENCE MANAGEMENT SOFTWARE</p> <p>Import bibliographical data, notes and article attachments from: EndNote, Mendeley, RefWorks, Zotero.</p> | ✓ | ✓ | ✓ | ✓ | ✓ | ✓ |
| <p>STATISTICAL ANALYSIS SOFTWARE</p> <p>Import and export delimited text files and spreadsheets to and from applications like Microsoft Excel, Microsoft Access and IBM SPSS Stats.</p> | ✓ | ✓ | ✓ | ✓ | ✓ | ✓ |

| | | | | | | |
|---|---------------------------|---|---------------------------|---|---------------------------|---|
| NOTE-TAKING SOFTWARE | | | | | | |
| Send notes from Evernote or OneNote, on any device, directly to NVivo. | OneNote Online | ✓ | OneNote Online | ✓ | ✓ | ✓ |
| ONLINE SURVEY SOFTWARE | | | | | | |
| Import survey responses and demographic data directly from SurveyMonkey, or use generic survey formats. | Generic survey formats | ✓ | Generic survey formats | ✓ | ✓ | ✓ |
| GENERIC FORMATS | | | | | | |
| Collect, import and export data from web browsers, Microsoft Office, Microsoft Excel and text files in HTML, XML, CSV, XLS, XLSX and TXT formats. | Microsoft Excel, TXT, CSV | ✓ | Microsoft Excel, TXT, CSV | ✓ | Microsoft Excel, TXT, CSV | ✓ |
| TRANSCRIPTION | | | | | | |
| Use NVivo Transcription to automatically create a transcript and sync it to the media file in your NVivo project. | ✓ | ✓ | ✓ | ✓ | ✓ | ✓ |
| SOCIAL MEDIA | | | | | | |
| Collect data from people, organizations and groups published on Twitter, Facebook or Youtube. | Twitter, Facebook | ✓ | Twitter, Facebook | ✓ | Twitter, Facebook | ✓ |

SOCIAL NETWORK ANALYSIS

Build and analyze links between people or other entities. Visualize the connections between a population and derive further insight through network metrics. Supports PAJEK.



| Data Management | NVivo 14 Mac | NVivo 14 Windows | NVivo - Mac | NVivo - Windows | NVivo 12 Mac | NVivo 12 Windows |
|--|----------------------|------------------|----------------------|-----------------|---------------|------------------|
| <p>ORGANIZATION</p> <p>Create a paperless filing system allowing you to easily search, sort and access project items using folders, dynamic sets and static sets.</p> | Folders, static sets | ✓ | Folders, static sets | ✓ | Folders, sets | ✓ |
| <p>TRANSCRIPTION</p> <p>Import an existing transcript, or create one within NVivo, and link to its corresponding audio or video file.</p> | ✓ | ✓ | ✓ | ✓ | ✓ | ✓ |
| <p>RELIABILITY</p> <p>Store your project data and material in a single file, making your project completely portable.</p> | ✓ | ✓ | ✓ | ✓ | ✓ | ✓ |

| | | | | | | |
|---|---|----------|---|----------|---|----------|
| <p>SECURITY</p> <p>Enhance security by protecting access to projects with user profiles, user passwords, user permissions and encoded storage.</p> | <p>User profiles, user passwords, encoded storage</p> | <p>✓</p> | <p>User profiles, user passwords, encoded storage</p> | <p>✓</p> | <p>User profiles, user passwords, encoded storage</p> | <p>✓</p> |
| <p>SCALABILITY</p> <p>Work with large amounts of data in a single project (up to 10GB) or remove limits with NVivo for Teams.</p> | <p>512GB Project Files</p> | <p>✓</p> | <p>512GB Project Files</p> | <p>✓</p> | <p>512GB Project Files</p> | <p>✓</p> |
| <p>TRACEABILITY</p> <p>Keep track of what team members are doing by recording changes to a project with an audit log of user actions.</p> | | <p>✓</p> | | <p>✓</p> | | <p>✓</p> |

RECOVERABILITY

Retrace your steps with multi-level undo and automatic back up, also project repair and project restore.

Multiple levels of undo for selected features



Multiple levels of undo for selected features



| Data Analysis | NVivo 14 Mac | NVivo 14 Windows | NVivo - Mac | NVivo - Windows | NVivo 12 Mac | NVivo 12 Windows |
|--|---|------------------|---|-----------------|---|------------------|
| <p>CODING</p> <p>Categorize data by themes and analyze how items are connected using in-vivo coding, thematic hierarchical coding, relationship coding and region coding.</p> | In-vivo coding, thematic hierarchical coding, region coding | ✓ | In-vivo coding, thematic hierarchical coding, region coding | ✓ | In-vivo coding, thematic hierarchical coding, region coding | ✓ |
| <p>CODES PANEL</p> <p>Code text documents by drag-and-drop into the Code Panel, located right beside the text in the Detail View.</p> | ✓ | ✓ | ✓ | ✓ | | |
| <p>CASE CODING</p> <p>Gather references to people, places, organizations and other entities and classify them to get answers to the who, what and where questions.</p> | ✓ | ✓ | ✓ | ✓ | ✓ | ✓ |

| | | | | | | |
|--|--|----------|--|----------|--|----------|
| <p>AUTO CODING BY STRUCTURE</p> <p>Automatically code structured data such as interview responses formatted in tables or using paragraph styles.</p> | <p>Automatic coding of structured data in table format</p> | <p>✓</p> | <p>Automatic coding of structured data in table format</p> | <p>✓</p> | <p>Automatic coding of structured data in table format</p> | <p>✓</p> |
| <p>AUTO CODING BY SPEAKER NAME</p> <p>Automatically code interview and focus group responses in documents with identified speakers.</p> | <p>✓</p> | <p>✓</p> | <p>✓</p> | <p>✓</p> | <p>✓</p> | <p>✓</p> |
| <p>PATTERN-BASED AUTOCODING</p> <p>Automatically categorize and classify data based on existing coding patterns.</p> | | <p>✓</p> | | <p>✓</p> | | <p>✓</p> |
| <p>CLASSIFICATIONS</p> <p>Assign attributes like demographic data to cases, or bibliographic data to sources. Assign colors to project items and see them throughout your project in charts, models and other visual tools.</p> | <p>✓</p> | <p>✓</p> | <p>✓</p> | <p>✓</p> | <p>✓</p> | <p>✓</p> |

| | | | | | | |
|--|---|--|---|--|---|--|
| <p>ANNOTATIONS</p> <p>Create editable notes to comment on selected content.</p> | <p>Annotations for documents and PDFs</p> |  | <p>Annotations for documents and PDFs</p> |  | <p>Annotations for documents and PDFs</p> |  |
| <p>MEMOS</p> <p>Record and store your insights, observations and interpretations and link them to the material you are analyzing.</p> |  |  |  |  |  |  |
| <p>LINKS</p> <p>Apply 'see-also' links to note a comparison or to lay a trail of evidence. Use hyperlinks to link to web pages and files outside of your project.</p> | <p>Hyperlinks</p> |  | <p>Hyperlinks</p> |  | <p>Hyperlinks</p> |  |
| <p>FRAMEWORK MATRICES</p> <p>Use framework analysis to condense large volumes of data into a table summarizing the topics in your content.</p> | |  | |  | |  |

SOCIAL NETWORK ANALYSIS

View case relationships and social media interactions to explore social networks and answer questions about individuals' roles within a network, or study the network as a whole.


















AUTOMATED INSIGHTS

Use automated analysis of themes and sentiment to automatically discover emerging themes and sentiment within your data in a matter of minutes.



| Data Exploration | NVivo 14 Mac | NVivo 14 Windows | NVivo - Mac | NVivo - Windows | NVivo 12 Mac | NVivo 12 Windows |
|--|---|------------------|---|-----------------|---|------------------|
| <p>TEXT SEARCH QUERY</p> <p>Find exact words, related words, or synonyms, optionally using AND, OR or NEAR operators.</p> | <p>Find exact words or related words, optionally using AND, OR or NEAR operators.</p> | ✓ | <p>Find exact words or related words, optionally using AND, OR or NEAR operators.</p> | ✓ | <p>Find exact words or related words, optionally using AND, OR or NEAR operators.</p> | ✓ |
| <p>CODING QUERY</p> <p>Explore and ask questions about your coding to find overlaps and intersections using operators like AND & OR.</p> | ✓ | ✓ | ✓ | ✓ | ✓ | ✓ |
| <p>WORD FREQUENCY QUERY</p> <p>See a list of the words that appear most often within your materials by querying frequently occurring words or concepts.</p> | <p>Querying Frequently Occurring Words</p> | ✓ | <p>Querying Frequently Occurring Words</p> | ✓ | <p>Querying Frequently Occurring Words</p> | ✓ |

| | | | | | | |
|---|-----------------|---|-----------------|---|-----------------|---|
| <p>MATRIX CODING QUERY</p> <p>Compare coded material across nodes, sets or attribute values by querying to Cross Tabulate Coding and/or Attributes.</p> | ✓ | ✓ | ✓ | ✓ | ✓ | ✓ |
| <p>CROSTAB QUERY</p> <p>Analyze themes by attributes or by cases for enhanced mixed methods research.</p> | ✓ | ✓ | ✓ | ✓ | ✓ | ✓ |
| <p>FIND</p> <p>Locate project items by Criteria, Find by Name, Find in Content and group Find results.</p> | Find in Content | ✓ | Find in Content | ✓ | Find in Content | ✓ |
| <p>REPORTS</p> <p>Use pre-defined reports or create your own using a Wizard. Save reports and share with</p> | | ✓ | | ✓ | | ✓ |

| Data Visualization | NVivo 14 Mac | NVivo 14 Windows | NVivo - Mac | NVivo - Windows | NVivo 12 Mac | NVivo 12 Windows |
|--|---|---|---|---|---|---|
| <p>CODING STRIPES</p> <p>Use colored stripes to view and compare coding or demographic information in your data. View and print Coding Stripes for Codes, Attributes and Users.</p> | <p>Display Coding Stripes for Codes</p> <p>Print codes and documents including coding stripes</p> |  | <p>Display Coding Stripes for Codes</p> <p>Print codes and documents including coding stripes</p> |  | <p>Display Coding Stripes for Codes</p> <p>Print codes and documents including coding stripes</p> |  |
| <p>CHARTS</p> <p>Create and explore Charts including Column, Pie and Bar charts. Range of Customizable Charts for Project Items and their Associations.</p> |  |  |  |  |  |  |
| <p>WORD CLOUDS</p> <p>A customizable visual representation of Word Frequency Queries that displays the most frequently appearing words in selected materials or nodes.</p> |  |  |  |  |  |  |

CLUSTER ANALYSIS

Use a range of Cluster Analysis Diagrams such as Dendrograms, Circle Graphs and Cluster Maps to visualize similarities and differences in Sources and Nodes.



WORD TREES

See the most frequently appearing words in selected materials and nodes, and explore the context surrounding the words.



HIERARCHICAL CHARTS

Visualize hierarchical patterns and prominent themes in your data with treemap and sunburst charts.



GEOVISUALIZATION

Map where your social media contributors are located, based on information provided in their user profiles.



EXPLORE DIAGRAMS

Visually explore project data through a dynamic diagram that shows connections between a central project item and its related project content. Step through the project items to reveal further connections.



COMPARISON DIAGRAMS

Visually compare two data files, codes or cases to see what they have in common and where they differ.



PROJECT MAP

Explore and visually analyze the connections in your Project Items.



CONCEPT MAP

Freeform diagramming tool to represent concepts, ideas, and theories relating to your research project. Map out ideas, findings or theories and present them for sharing with others.



MIND MAP

Brainstorm your ideas and visualize your thoughts. Quickly develop a project structure at the beginning of your project.



EGOCENTRIC SOCIOGRAMS

Visualize how a particular central Case is connected to other Cases, and how those Cases are connected to each other.



NETWORK SOCIOGRAM

Visualize the connections, or lack of connections, between a group of Cases.



SOCIAL MEDIA SOCIOGRAMS

Visualize Twitter datasets to see the network of Twitter users, and how they are connected by retweets and mentions.



| Language Support | NVivo 14 Mac | NVivo 14 Windows | NVivo - Mac | NVivo - Windows | NVivo 12 Mac | NVivo 12 Windows |
|--|--------------|------------------|-------------|-----------------|--------------|------------------|
| <p>SPELLING DICTIONARY</p> <p>Check spelling as you edit new and existing sources in NVivo in English (US, UK), French, German, Japanese, Portuguese (Brazil), Simplified Chinese and Spanish (Mexico).</p> | | ✓ | | ✓ | | ✓ |
| <p>DATA LANGUAGE</p> <p>Work with data in virtually any language including character based languages such as Japanese and Mandarin</p> | ✓ | ✓ | ✓ | ✓ | ✓ | ✓ |
| <p>QUERY DICTIONARY LANGUAGE</p> <p>Run Text Search and Word Frequency Queries in 7 languages: Chinese, English (US, UK), French, German, Japanese, Portuguese and Spanish.</p> | ✓ | ✓ | ✓ | ✓ | ✓ | ✓ |

USER INTERFACE LANGUAGE

Change the NVivo interface to the language you prefer

Work with a user interface in English, French, German, Japanese and Spanish (Mexico).

Work with a user interface in English, French, German, Japanese, Portuguese (Brazil), Simplified Chinese and Spanish (Mexico).

Work with a user interface in English, French, German, Japanese and Spanish (Mexico).

Work with a user interface in English, French, German, Japanese, Portuguese (Brazil), Simplified Chinese and Spanish (Mexico).

Work with a user interface in English, French, German, Japanese and Spanish (Mexico).

Work with a user interface in English, French, German, Japanese, Portuguese (Brazil), Simplified Chinese and Spanish (Mexico).

| Teamwork Support | NVivo 14 Mac | NVivo 14 Windows | NVivo - Mac | NVivo - Windows | NVivo 12 Mac | NVivo 12 Windows |
|---|--------------|---------------------------------|-------------|---------------------------------|--------------|---------------------------------|
| COLLABORATION CLOUD Share work amongst collaborators working on the same project. | ✓ | ✓ | ✓ | ✓ | | |
| MERGE PROJECTS Merge separate projects in to one project file. | ✓ | ✓ | ✓ | ✓ | ✓ | ✓ |
| MULTI-USER PROJECTS Allow team members to work in the same project at the same time and view each others changes immediately. | | With NVivo Collaboration Server | | With NVivo Collaboration Server | | With NVivo Collaboration Server |

| | | | | | | | |
|--|---|---|---|---|---|---|--|
| <p>CLOUD-BASED PROJECTS</p> <p>Allow team members to work on the same project at the same time across Window and Mac</p> | <p>With NVivo Collaboration Cloud</p> | <p>With NVivo Collaboration Cloud</p> | | | | | |
| <p>CODING COMPARISON</p> <p>View coding of different users and compare to discover the degree of</p> | ✓ | ✓ | ✓ | ✓ | ✓ | ✓ | |
| <p>CODEBOOK</p> <p>A report of your coding structure, including descriptions, to show team members and align coding practices. Export in</p> | ✓ | ✓ | ✓ | ✓ | ✓ | ✓ | |

| User Assistance | NVivo 14 Mac | NVivo 14 Windows | NVivo - Mac | NVivo - Windows | NVivo 12 Mac | NVivo 12 Windows |
|--|--------------|------------------|-------------|-----------------|--------------|------------------|
| <p>ACCESSIBILITY</p> <p>Adherence to accessibility guidelines like WCAG ICT with screen reader support including navigation and certain work areas.</p> | ✓ | ✓ | ✓ | ✓ | ✓ | ✓ |
| <p>GETTING STARTED TUTORIAL</p> <p>Get up and running fast with an introductory guide to learning fundamental tasks.</p> | ✓ | ✓ | ✓ | ✓ | ✓ | ✓ |
| <p>ONLINE HELP</p> <p>Online Help that provides step-by-step instructions for working with every feature of NVivo.</p> | ✓ | ✓ | ✓ | ✓ | ✓ | ✓ |
| <p>ONLINE TUTORIALS</p> <p>Step-by-step animated online video tutorials that demonstrate how to use NVivo.</p> | ✓ | ✓ | ✓ | ✓ | ✓ | ✓ |

| | | | | | | | |
|--|---|---|---|---|---|---|---|
| <p>SAMPLE PROJECTS</p> <p>'Real-life' sample projects that can be used to explore how to organize data and experiment with queries, visualizations and other analysis tools.</p> | ✓ | ✓ | ✓ | ✓ | ✓ | ✓ | ✓ |
| <p>SYSTEM ADMINISTRATOR HELP</p> <p>In-depth technical resources for System Administrators.</p> | ✓ | ✓ | ✓ | ✓ | ✓ | ✓ | ✓ |
| <p>COMMUNITY RESOURCES</p> <p>Learn and communicate with peers and our Customer Support team in online social communities: User Forum, Facebook, LinkedIn User Group, Twitter, YouTube, Blog.</p> | ✓ | ✓ | ✓ | ✓ | ✓ | ✓ | ✓ |
| <p>UPDATE NOTIFICATIONS</p> <p>Receive automatic notifications when new updates are available to download and install.</p> | ✓ | ✓ | ✓ | ✓ | ✓ | ✓ | ✓ |